

# GoLift

Safety in Motion



Amico



## GoLift

The world's smallest patient lift weighing only 10lbs, the Amico GoLift is an ideal ceiling lift system designed for routine transfers of patients up to 700 lbs (318 kg). A GoLift system lifting up to 400 lbs (181 kg) is also available. For larger patients, you may combine two compact GoLift700 systems to obtain a lifting capacity of 1000 lbs (454 kg). The GoLift is designed to be aesthetically pleasing and is the most compact ceiling lift in its class. In an effort to address infection control requirements, we incorporated smooth edges and rounded corners on our ceiling lift, carry bar, and hand control.

## GoLift Portable450

Introducing Amico's newest innovation. **The smallest and lightest portable lift on the market, weighing only 6 lbs!** Check out more details inside and discover why the GoLift Portable450 is the perfect portable lift for your institution or home.





# Benefits to the Caregiver

## Safety Features

- Emergency Stop
- Emergency Lowering Device
- Upper Limit Detection
- Lower Limit Detection
- Slack Tape Sensor
- Free Fall Brake (Over Speed Governor)
- Low Battery and Dead Battery Alarms
- Soft Start and Stop
- Overload Protection
- Emergency Manual Lowering



Safe Patient Handling



Quick Connect Carry Bar



Infection Control Features





Smallest Lift in the Market




Magnetic Hand Control



Capacitive Touch Hand Control 

# Benefits to the Maintenance Staff



Serviceability Made Simple



Light Weight and Portable



Durability and Strength



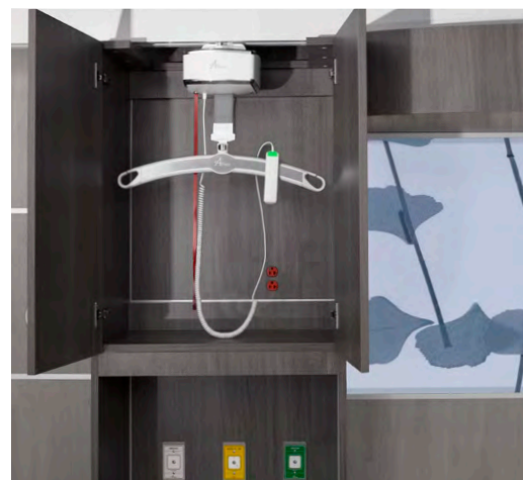


# GoLift with Headwalls & Casework



Amico's Architectural Products offer you limitless design, increased infection control, as well as integration for our GoLift System. Our custom designed headwall system features beautiful aesthetics and ensures maximum clinical functionality.

Our NuLook Casework is custom designed and pre-fabricated according to your requirements. Amico will meet your design while decreasing installation time and costs. Our casework is also the perfect match to our industry-leading headwall systems.



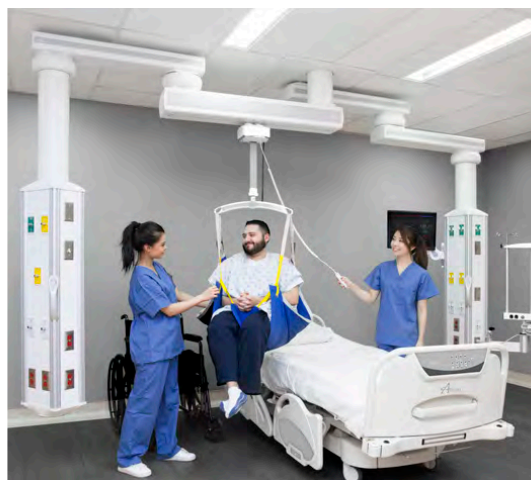


# GoLift with Patient Lift Pendant (PLP)



Amico's GoLift can be integrated into our "iCE Series" Pendants, providing the caregiver with a state-of-the-art solution for safely transferring and repositioning patients. This solution features a constant charge to the lift, while removing the traditional conflict of a ceiling lift/boom combo as well as improving workflow for the patient and caregiver alike. The compact design also complements the pendant system and is very aesthetically pleasing to anyone in the room.

Installed as a single structure, the revolutionary PLP increases much needed real estate in the ceiling to allow for installation of additional medical equipment. This also results in tremendous installation savings for the Healthcare Facility.



# Retrofit with GoLift

The unique quick connect design of our trolley adapters allow for easy installation and service, which will save you time and money!

If you need to replace your aging lifts, our patent pending GoLift can adapt to any existing track in your facility with our "Plug & Play" design.

- No need to replace your existing track
- Upgrade your lift motor in minutes
- Easy to install
- Easy to maintain
- Instant electrical and mechanical connection
- Compatible with end stop charging systems
- Adaptable with continuous charging systems
- Compatible adapter trolleys work with all major lift manufacturer tracks



Easy to Install



Compatible Adapter Trolleys



End Stop and Continuous Charging



# Anatomy of the **GoLift**





# GoLift in the Operating Room

Patient Lift Pendant (PLP)



PLP Inside the Surgical Field



PLP Outside the Surgical Field




Reduced Risk of Injury to Patients and Caregivers









Introducing our  
new **portable**  
patient lift...

# GoLift

Portable **450**

Weighs only **6 lbs.**  
Lifts **450 lbs.**









# GoLift Goes Portable!

The Amico GoLift **Portable450** system is designed for clinicians to transfer a patient lift from room to room. It is the smallest and lightest portable patient lift in the world today.

- Weighs **6 lbs**, lifts **450 lbs!**
- Wired capacitive touch, IPX4 
- Controls on lift motor
- Magnetic hand control
- Emergency stop and lowering
- Manual lowering
- IP23 lift rating
- Reacher bar
- Long lasting NiMH battery



Reacher Bar Available



All Metal Gears



Weighs 6 lbs, Lifts 450 lbs





Wired Hand Control



Emergency Stop and Lowering



Homecare Safe Patient Handling



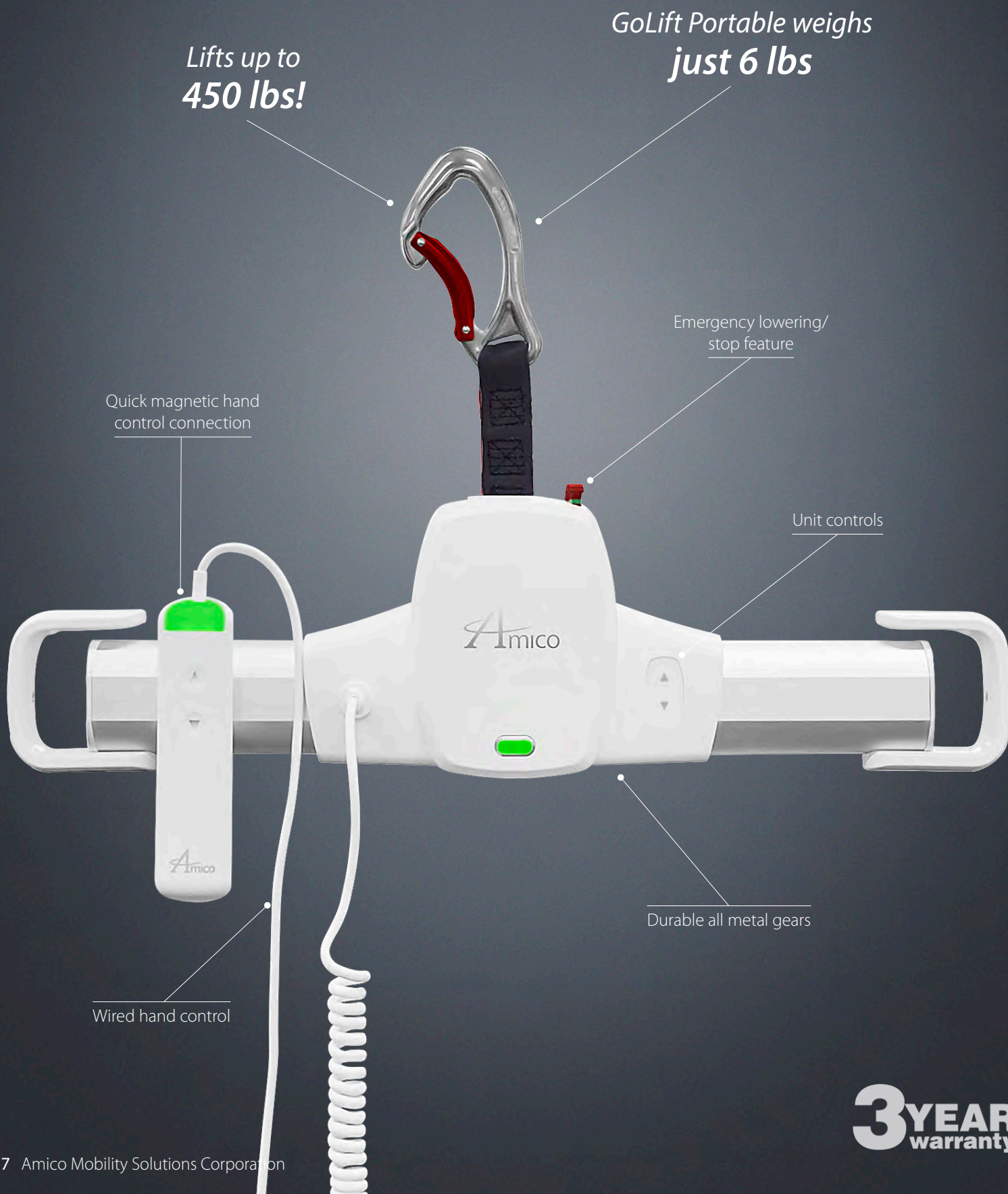
Magnetic Hand Control



Up / Down Controls on Lift Motor



# Anatomy of the **GoLift** Portable**450**



**3**YEAR  
warranty



# GoLift Slings

We offer disposable and reusable slings.  
All slings can be customized on demand.  
Call us for more details.



	Height	Width
<b>S</b>	31.4 - 34.5" / 798 - 876 mm	14.2 - 15.8" / 361 - 401 mm
<b>M</b>	33.4 - 36.2" / 848 - 820 mm	15.4 - 17" / 391 - 432 mm
<b>L</b>	35.4 - 38.2" / 899 - 970 mm	16.5 - 17.7" / 419 - 450 mm
<b>XL</b>	37.4 - 41.3" / 950 - 1049 mm	19 - 20.5" / 483 - 521 mm

## Guidelines For Choosing Your Sling Size

	Slings	Material	S	M	L	XL
GoBasic	GoBasic With Head Support	Polyester	SLG-GO-BASIC-WV-HS-S	SLG-GO-BASIC-WV-HS-M	SLG-GO-BASIC-WV-HS-L	SLG-GO-BASIC-WV-HS-XL
	GoBasic With Head Support	Mesh	SLG-GO-BASIC-MSH-HS-S	SLG-GO-BASIC-MSH-HS-M	SLG-GO-BASIC-MSH-HS-L	SLG-GO-BASIC-MSH-HS-XL
	GoBasic No Head Support	Polyester	SLG-GO-BASIC-WV-S	SLG-GO-BASIC-WV-M	SLG-GO-BASIC-WV-L	SLG-GO-BASIC-WV-XL
	GoBasic No Head Support	Mesh	SLG-GO-BASIC-MSH-S	SLG-GO-BASIC-MSH-M	SLG-GO-BASIC-MSH-L	SLG-GO-BASIC-MSH-XL
GoLong	GoLong	Polyester	SLG-GO-LONG-WV-42X78		SLG-GO-LONG-WV-56X78	
	GoLong	Mesh	SLG-GO-LONG-MSH-42X78		SLG-GO-LONG-MSH-56X78	
GoHygiene	GoHygiene	Polyester	SLG-GO-HYGIENE-WV-S	SLG-GO-HYGIENE-WV-M	SLG-GO-HYGIENE-WV-L	SLG-GO-HYGIENE-WV-XL
GoComfort	GoComfort	Polyester	SLG-GO-COMFORT-WV-S	SLG-GO-COMFORT-WV-M	SLG-GO-COMFORT-WV-L	SLG-GO-COMFORT-WV-XL
GoActive	GoActive	Polyester	SLG-GO-ACTIVE-S	SLG-GO-ACTIVE-M	SLG-GO-ACTIVE-L	SLG-GO-ACTIVE-XL

# GoTrack Systems & Support Structure


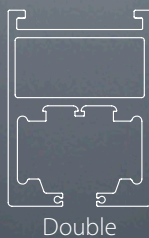
## GoTrack Configurations

We offer three different track profiles, as well as modular and custom configurations that come in:

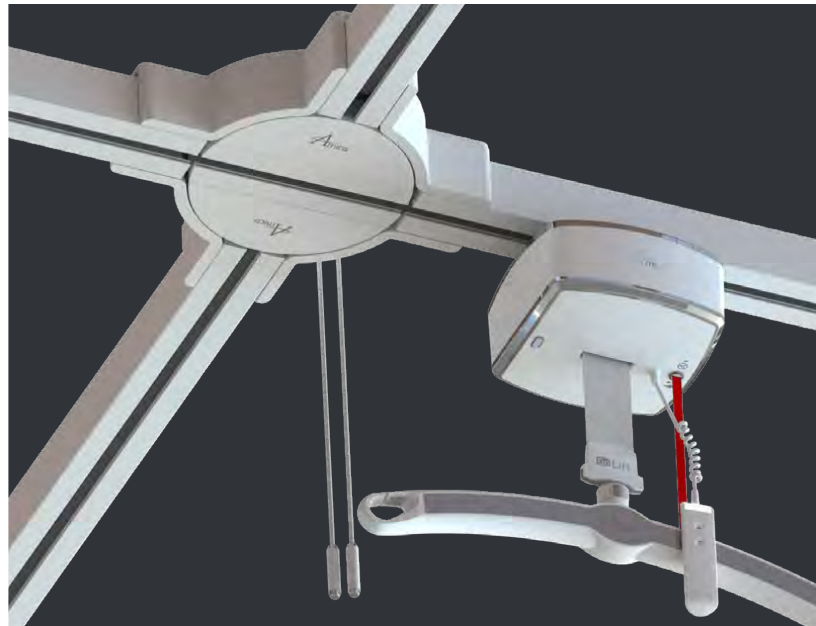
- Straight Track
- Curved Systems
- Full Room Coverage (X/Y or H Systems)
- Optional Infection Control Track
- Optional Recessed, Flush Mount Track Systems

All GoTrack Systems feature:

- Low Weight and High Capacity
- Fast and Flexible Installation
- Hidden End Stops for Safety
- Anywhere/Continuous Charge



Gantry Gate



Turntable




4 Point Carry Bar



4 Hook Carry Bar



We recognize that many factors outside of the ceiling lift itself contribute to the success of your safe patient handling solution. For this reason, we offer a wide variety of accessories such as turntables, gantry gates, 4-point carry-bars, and 4-hook carry-bars.



Description	Part Number	Length x Width x Height	Product Weight	Material
Regular	TRK-REG-96	96 x 2.63 x 2.36" / 2440 x 67 x 60 mm	8.3 lbs / 3.77 kg	White powder coated extruded aluminum
Regular	TRK-REG-120	120 x 2.63 x 2.36" / 3050 x 67 x 60 mm	8.3 lbs / 3.77 kg	White powder coated extruded aluminum
Regular	TRK-REG-240	240 x 2.63 x 2.36" / 6100 x 67 x 60 mm	8.3 lbs / 3.77 kg	White powder coated extruded aluminum
Double	TRK-DBL-120	120 x 2.63 x 3.55" / 3050 x 67 x 90 mm	10.4 lbs / 4.72 kg	White powder coated extruded aluminum
Double	TRK-DBL-150	150 x 2.63 x 3.55" / 3800 x 67 x 90 mm	10.4 lbs / 4.72 kg	White powder coated extruded aluminum
Double	TRK-DBL-240	240 x 2.63 x 3.55" / 6100 x 67 x 90 mm	10.4 lbs / 4.72 kg	White powder coated extruded aluminum
Triple	TRK-TRP-120	120 x 2.63 x 5.75" / 3050 x 67 x 146 mm	12.4 lbs / 5.65 kg	White powder coated extruded aluminum
Triple	TRK-TRP-240	240 x 2.63 x 5.75" / 6100 x 67 x 146 mm	12.4 lbs / 5.65 kg	White powder coated extruded aluminum
Custom	Custom lengths in any track type available upon request			

# Specifications & Listings



## Three GoLift Weight Capacities

**GoLift<sup>400</sup>**

Single Lift  
GO-LIFT-400

Lift Up to  
400 lbs / 181 kg

**GoLift<sup>700</sup>**

Single Lift  
GO-LIFT-700

Lift Up to  
700 lbs / 318 kg

**GoLift<sup>1000</sup>**

Tandem Lifts  
GO-LIFT-1000

Lift Up to  
1000 lbs / 454 kg



## Safe Working Load (SWL)

400 lbs / 181 kg  
700 lbs / 318 kg  
1000 lbs / 454 kg

## Dimensions

400 & 700 lbs / 181 & 318 kg:

- Length: 7 ¾" / 197 mm
- Width: 7 ¾" / 197 mm
- Height: 4 ¼" / 108 mm
- Strap Length: 84" / 2134 mm

1000 lbs / 454 kg:

- Length: 15 ½" / 394 mm
- Width: 7 ¾" / 197 mm
- Height: 4 ¼" / 108 mm
- Strap Length: 84" / 2134 mm

## Unit Weight

400 lb / 181 kg version: 8 lbs / 4 kg  
700 lb / 318 kg version: 10 lbs / 5 kg  
1000 lb / 454 kg version: 20 lbs / 9 kg (*Tandem Lifts*)

## Lift Case

Flame retardant ABS

## Safety

Emergency Stop  
Emergency Lowering Device  
Upper Limit Detection  
Lower Limit Detection  
Slack Tape Sensor  
Free Fall Brake (over speed governor)  
Low Battery and Dead Battery Alarms  
Soft Start and Stop  
Overload Protection  
Emergency Manual Lowering

## Approvals

Certified to:  
Can/CSA-C22.2 No 60601-1:08,  
UL 60601-1:08  
Tested to: ISO 10535-06, CE

## Hand Control

Capacitive Touch  
Protection Class: IPX0

## Service Life

10 years or 22,500 cycles

## Maximum Sound Level

<55 dB

## Maximum Lifting Speed

No load: 2 inches/second  
150 lbs / 68 kg: 1.3 inches/second  
400 lbs / 181 kg: 1 inch/second  
700 lbs / 318 kg: 1 inch/second  
1000 lbs / 454 kg: 1 inch/second

## Batteries

High Capacity, Nickel Metal Hydride (Ni-Mh)  
Standard: 2x 14.4V (3.3Ah)  
Optional: 2x 14.4V (5Ah)

## Battery Charger:

100-240 VAC 40 Watt

## Number of Lifts per Charge (Duty: 10/90)

25% of strap at midrange<sup>1</sup>:

- 375 with 185 lbs / 84 kg
- 170 with 400 lbs / 181 kg
- 102 with 700 lbs / 318 kg

Charging time: 2 - 4 hours

<sup>1</sup> Calculated using 5Ah Packs





# GoLift Portable 450



## Maximum Lifting Speed:

No load: 2 inches/second  
150 lbs/68 kg: 1.5 inches/second  
450 lbs/204 kg: 1 inch/second

## Unit Weight:

6 lbs

## Safe Working Load (SWL):

450 lbs

## Dimensions (see diagram):

Length: 19"  
Height: 5.125"  
Strap Length: 11" min, 78" max  
Depth of Lift: 3.5"

## Number of Lifts per Charge (Duty: 10/90):

55 with 150 lbs (25% of strap at midrange)  
30 with 450 lbs (25% of strap at midrange)  
Charging time: 2-4 Hours

## Lift Case:

Flame retardant ABS

## Batteries:

High Capacity, Long Lasting NiMH  
1 x 24V (1.6Ah)

## Battery Charger:

100-240 VAC 40 Watt

## Hand Control:

Wired capacitive touch, IPX4

## Safety:

Emergency Stop: Yes  
Emergency Lowering Device: Independent Electrical  
Manual Lowering  
Upper Limit Detection  
Lower Limit Detection  
Slack Tape Sensor  
Free Fall Brake (Over Speed Governor)  
Low Battery and Dead Battery Alarms  
Soft Start and Stop  
Overload Protection

## Approvals:

Can/CSA-C22.2 No 60601-1:08  
CAN/CSA-Z10535.1:15





Amico Mobility Solutions Corporation | 122-B East Beaver Creek Road, Richmond Hill, ON L4B 1G6, Canada  
600 Prime Place, Hauppauge, NY 11788, USA  
Toll Free Tel: 1.877.462.6426 | Tel: 905.764.0800 | Fax: 905.764.0862  
Email: [info@amico.com](mailto:info@amico.com) | [www.amico.com](http://www.amico.com)