

 **BSX** *Boot  
Scrubber™*  
series

*Effectively clean rubber footwear  
with a BSX Boot Scrubber*



## BSX1000 High Capacity Walk Through Boot Scrubber Unit - Wet

The BSX1000 is a wet, walk through, dual boot scrubber. This unit is designed for facilities where high throughput is critical. The user activates the system by stepping onto the platform. Diluted cleaning solution is sprayed onto rotating brushes and transferred onto the boots from a stainless steel venturi dilution valve and metering tip to provide the desired PPM. The BSX1000 uses four rotating disc brushes, two horizontal sole brushes, and two long horizontal sole brushes. The BSX1000-V uses three vertical rotating brushes, two short horizontal sole brushes, and two long horizontal sole brushes. Both of these configurations provide multiple points of contact between brush and boot. These units are designed for larger spaces and higher traffic applications.

### Features

- Solid member stainless steel frame construction
- Hinged stainless steel access grate, two removable stainless steel steps, and easily removable brush assemblies.
- Stainless steel electrical enclosure with variable speed drive, timer and e-stop
- Proximity sensor and spring loaded grate for unit activation
- Three stainless steel washdown rated 1/2hp motors and three worm gear reducers
- Self draining tub with four adjustable sanitary leveling feet
- Solenoid activated brush spray system with Venturi injector for chemistry with flow rated at 2.5 Gpm

### Connection Requirements

- 220V ac, single phase, 15 amp electrical connection required
- 3/8" Nptf cold water connection, 50psi recommended
- 2.5" Tri-clamp drain connection

Throughput	Where to Use
<ul style="list-style-type: none"> <li>• Up to 3 users at the same time</li> <li>• 15-25 users per minute</li> </ul>	<ul style="list-style-type: none"> <li>• High number of employees</li> <li>• Plants with plenty of open space</li> <li>• Areas with access to water lines</li> <li>• Areas with accessible floor drains</li> </ul>
Dimensions	Height 54" x Width 45" x Length 96"
	Weight
	800 LB

- BSX1000-DAF Boot Scrubber w/ Sanitary Leveling Feet
- BSX1000V-DAF Boot Scrubber w/ Vertical Brushes and Sanitary Leveling Feet
- BSX1000V-DAF-6 Boot Scrubber w/ 6" Tall Vertical Brushes and Sanitary Leveling Feet

## BSX800 Compact Walk Through Boot Scrubber Unit - Wet

The BSX800 is a wet, walk through, dual boot scrubber. The user activates the system by stepping onto the platform. Diluted cleaning solution is sprayed onto rotating brushes and transferred onto the boots from a stainless steel venturi dilution valve and metering tip to provide the desired PPM. The BSX800 uses four rotating disc brushes and two horizontal sole brushes to clean sides and soles of the boots, while the BSX800-V uses three vertical rotating brushes and two horizontal sole brushes. Both have a small footprint and are ideal for tight spaces and medium traffic applications.

### Features

- Solid member stainless steel frame construction
- Hinged stainless steel access grate, two removable stainless steel steps, and removable combination brush assemblies.
- Stainless steel electrical enclosure with variable speed drive, timer and e-stop
- Proximity sensor and spring loaded grate for unit activation
- One stainless steel washdown rated 1/2hp Motor and worm gear reducer
- Self draining tub with four adjustable sanitary leveling feet
- Solenoid activated brush spray system with Venturi injector for chemistry with flow rated at 1.5 Gpm

### Connection Requirements

- 110V ac, 15 amp electrical connection required
- 3/8" Nptf cold water connection, 50psi recommended
- 2.5" Tri-clamp drain connection

Throughput	Where to Use
<ul style="list-style-type: none"> <li>• 1 user at a time</li> <li>• 15-25 users per minute</li> </ul>	<ul style="list-style-type: none"> <li>• Medium/high number of employees</li> <li>• Plants with medium amount of open space</li> <li>• Areas with access to water lines</li> <li>• Areas with accessible floor drains</li> </ul>
Dimensions	Height 54" x Width 43" x Length 60"
	Weight
	400 LB

- BSX800-DAF Boot Scrubber w/ Sanitary Leveling Feet
- BSX800V-DAF Boot Scrubber w/ Vertical Brushes and Sanitary Leveling Feet
- BSX800V-DAF-6 Boot Scrubber w/ 6" Tall Vertical Brushes and Sanitary Leveling Feet




### BSX1000-DAF

With four side disc brushes, two horizontal sole brushes, and two long horizontal sole brushes



### BSX1000V-DAF

With three vertical brushes, two horizontal sole brushes, and two long horizontal sole brushes




### BSX800-DAF

With four side disc brushes and two horizontal sole brushes




### BSX800V-DAF

With three vertical brushes and two horizontal sole brushes





**BSX600-DAF**  
With two vertical side brushes and one horizontal sole brush



**BSX600-DAF-6**  
With two 6" vertical side brushes and one horizontal sole brush



## **BSX600** Single Boot Scrubber Unit w/ Triple Spinning Brushes - Wet

The BSX600 is a wet, single boot scrubber. The user places one foot at a time into the unit and activates the system by grabbing the hand rail. Two rotating side brushes and one rotating horizontal sole brush clean the boot while diluted cleaning solution is sprayed onto the brushes through a stainless steel venturi dilution valve and metering tip to provide the desired PPM. The BSX600 is ideal for tight spaces and low traffic applications.

### Features

- Solid member stainless steel frame construction and hand rail
- Two rotating side brushes and one rotating horizontal sole brush clean boot sides and sole
- Two stainless steel right angle gearboxes for vertical side brushes
- Stainless steel electrical enclosure with variable speed drive, timer and e-stop
- Photo eye sensor mounted on handle for unit activation
- Removable stainless steel access grate
- Stainless steel washdown rated 1/2 hp motor and worm gear reducer
- Solenoid activated brush spray system with Venturi injector for chemistry with flow rated at 1.5 Gpm
- Self draining tub with four adjustable sanitary leveling feet

### Connection Requirements

- 110V ac, 15 amp electrical connection required
- 3/8" Nptf cold water connection, 50psi recommended
- 1.5" Tri-clamp drain connection

Throughput	Where to Use		
<ul style="list-style-type: none"> <li>• 1 user at a time</li> <li>• Slow walk through - 2-3 users per minute</li> <li>• Fast walk through - 3-6 users per minute</li> </ul>	<ul style="list-style-type: none"> <li>• Low number of employees</li> <li>• Plants with limited/medium open space</li> <li>• Areas with access to water lines</li> <li>• Areas with accessible floor drains</li> </ul>		
Dimensions	Height 46" x Width 25.25" x Length 24.5"	Weight	200 LB

BSX600-DAF Boot Scrubber w/ Sanitary Leveling Feet  
BSX600-DAF-6 Boot Scrubber w/ 6" Tall Brushes and Sanitary Leveling Feet

## **BSX400** Single Boot Scrubber Unit - Wet

The BSX400 is a wet, single boot scrubber. It uses two stationary side brushes and one rotating sole brush to thoroughly clean the boot. The user places one foot at a time into the unit and activates the system by grabbing the hand rail. Diluted cleaning solution is sprayed onto the brushes and transferred onto the boot from a stainless steel venturi dilution valve and metering tip to provide the desired PPM. The BSX400 is ideal for tight spaces and low traffic applications.

### Features

- Solid member stainless steel frame construction and hand rail
- One rotating horizontal sole brush and two stationary vertical side brushes
- Stainless steel electrical enclosure with variable speed drive, timer and e-stop
- Photo eye sensor mounted on handle for unit activation
- Removable stainless steel access grate
- Stainless steel washdown rated 1/2 hp motor and worm gear reducer
- Solenoid activated brush spray system with Venturi injector for chemistry with flow rated at 1.5 Gpm
- Self draining tub with four adjustable sanitary leveling feet

### Connection Requirements


- 110V ac, 15 amp electrical connection required
- 3/8" Nptf cold water connection, 50psi recommended
- 1.5" Tri-clamp drain connection

Throughput	Where to Use		
<ul style="list-style-type: none"> <li>• 1 user at a time</li> <li>• Slow walk through - 2-3 users per minute</li> <li>• Fast walk through - 3-6 users per minute</li> </ul>	<ul style="list-style-type: none"> <li>• Low number of employees</li> <li>• Plants with limited/medium open space</li> <li>• Areas with access to water lines</li> <li>• Areas with accessible floor drains</li> </ul>		
Dimensions	Height 46" x Width 20.5" x Length 26"	Weight	200 LB

BSX400-DAF Boot Scrubber w/ Sanitary Leveling Feet



**BSX400-DAF**  
With two stationary side brushes and one rotating horizontal sole brush



We recommend using Alpet® No-Rinse Quat Sanitizer with all our BSX Boot Scrubbers to aid in the cleaning of footwear prior to sanitizing (sanitization can only occur on pre-cleaned footwear).


**ALPET**  
NO-RINSE  
Quat  
Sanitizer



**VNSF**  
LISTED #151362



**BSX200**  
With eight stationary side brushes and two stationary sole brushes



## **BSX200** Manual Walk Through Dual Boot Scrubber Unit - Wet

The BSX200-W is a rugged, walk through, dual boot scrubber. When a user steps onto the platform, the system is activated and diluted cleaning solution is sprayed onto the boot and brushes. The user moves their boot back and forth through the brushes supplying the mechanical scrubbing action. The BSX200-W is ideal for tight spaces and low traffic applications. Also available as a dry model.

### Features

- Solid member stainless steel frame construction and hand rail
- Two removable sole brushes and eight removable vertical side brushes

### Wet Version Only

- Spring actuated valve mounted under removable stainless steel foot plate for spray activation
- Four stainless steel spray bars apply chemistry through brushes
- Requires venturi injector kit (sold separately), or access to other proportioned water/chemical source

### Connection Requirements


- 3/8" Nptf cold water connection, 50psi recommended
- No drain connection - open frame with no drain

Throughput	Where to Use
<ul style="list-style-type: none"> <li>• 1 user at a time</li> <li>• Slow walk through - 3-5 users per minute</li> <li>• Fast walk through - 5-10 users per minute</li> </ul>	<ul style="list-style-type: none"> <li>• Low number of employees</li> <li>• Plants with limited open space</li> <li>• Areas with access to water or foaming lines</li> <li>• Areas with accessible floor drains</li> </ul>
<b>Dimensions</b> Height 43" x Width 30" x Length 30"	<b>Weight</b> 140 LB

BSX200-W    Walk Through Manual Boot Scrubber - Wet  
 BSX200-D    Walk Through Manual Boot Scrubber - Dry



**BSX100**  
With four stationary side brushes and one stationary sole brush



## **BSX100** Manual Single Boot Scrubber Unit - Wet

The BSX100-W is a rugged, single boot scrubber. When a user steps onto the platform, the system is activated and diluted cleaning solution is sprayed onto the boot and brushes. The user moves their boot back and forth through the brushes supplying the mechanical scrubbing action. The BSX100-W is ideal for tight spaces and low traffic applications. Also available as a dry model.

### Features

- Solid member stainless steel frame construction and hand rail
- One removable sole brush and four removable vertical side brushes

### Wet Version Only

- Spring actuated valve mounted under removable stainless steel foot plate for spray activation
- Four stainless steel spray bars apply chemistry through brushes
- Requires venturi injector kit (sold separately), or access to other proportioned water/chemical source

### Connection Requirements

- 3/8" Nptf cold water connection, 50psi recommended
- No drain connection - open frame with no drain

Throughput	Where to Use
<ul style="list-style-type: none"> <li>• 1 user at a time</li> <li>• Slow walk through - 2-3 users per minute</li> <li>• Fast walk through - 3-6 users per minute</li> </ul>	<ul style="list-style-type: none"> <li>• Low number of employees</li> <li>• Plants with very limited open space</li> <li>• Areas with access to water or foaming lines</li> <li>• Areas with accessible floor drains</li> </ul>
<b>Dimensions</b> Height 44" x Width 16" x Length 29"	<b>Weight</b> 70 LB

BSX100-W    Single Manual Boot Scrubber - Wet  
 BSX100-D    Single Manual Boot Scrubber - Dry