

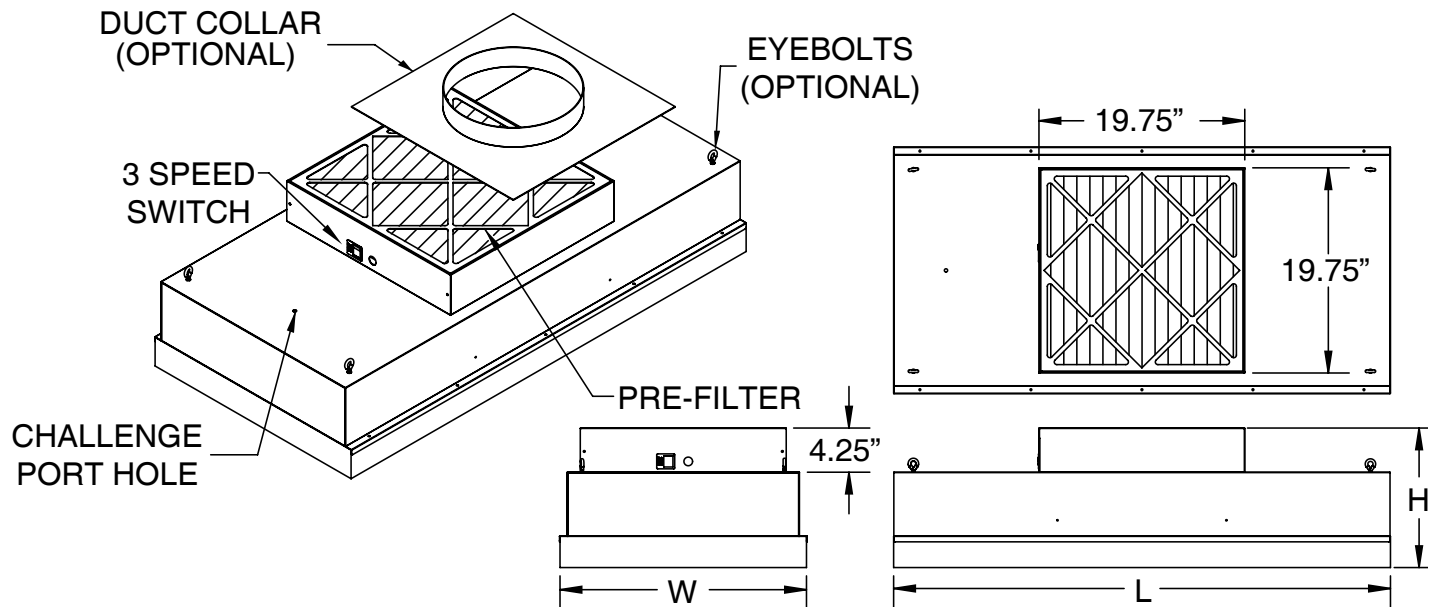


WhisperFlow[®]

Fan Filter Units



Product Data & Submittal Sheet



GENERAL DESCRIPTION

- 3-speed switch (low, medium, high)
- 1/4 HP permanent split capacitor motor
- Internal baffling plate and diffuser panel provides quiet uniform air flow across the filter face
- Permanently-lubricated bearings
- Forward-curved blower wheel, factory balanced
- 1/4-20 thread holes on corners for guy-wire suspension
- FDA-approved Acrylic Urethane sealant
- MERV 7 Pre-filter, 20" x 20" x 1" – 30% ASHRAE rated
- Low-profile design is ideal for cleanrooms with limited ceiling space
- Micro-glass filter
- Fire retardant phosphorus free polyurethane sealant
- UL 507 Listed with standard UL 900 filters
- Tested to IEST recommended standards
- Room-Side Replaceable (RSR) filter models feature gel-sealed filter to seat against a knife-edge on the fan housing
- RSR models feature easy-open clips for fast filter replacement from the room side without breaching the cleanroom ceiling

OPTIONAL ACCESSORIES

- ☐ Challenge port kit
- ☐ Power plug adapter
- ☐ Eye bolt package
- ☐ Stainless surface mount frame adapter
- ☐ Filter replacement alarm
- ☐ Pre-filter safety cover, for CE conformance
- ☐ Control panel
- ☐ Ionizing bar
- ☐ Replacement filter
- ☐ 12" ducted inlet connection

PRODUCT DIMENSIONS

Nominal Unit Size (ft.)	Active Filter Area (sq. ft.)	W (in)	L (in)	H (in)	Weight (lbs.)
2' x 4'	7.1	23.63"	47.56"	12.60"	71
2' x 4' (RSR)	7.2	23.63"	47.63"	14.66"	71
2' x 3'	5.2	23.63"	35.56"	12.60"	53
2' x 3' (RSR)	5.3	23.63"	35.63"	14.66"	53
2' x 2'	3.4	23.63"	23.56"	12.60"	44
2' x 2' (RSR)	3.5	23.63"	23.63"	14.66"	44

BASIC UNIT CONFIGURATION

Unit Size:

- ☐ 2' x 2'
- ☐ 2' x 3'
- ☐ 2' x 4'

Unit Construction:

- ☐ White powder coated steel housing Aluminum filter screen and frame
- ☐ All-304 stainless steel BioSafe® housing, baffle plate, filter face grille, filter frame and impeller

Filter Type:

- ☐ HEPA (99.99% @ 0.3 microns)
- ☐ ULPA (99.9995% @ 0.12 microns)

Filter Replacement Access:

- ☐ Top access
- ☐ Room side replaceable access

Motor Type:

- ☐ 120V / 60Hz / 1 Phase; FLA = 3.8
- ☐ 220V / 50/60Hz / 1 Phase; FLA = 1.8

WHISPERFLOW® FFU PERFORMANCE DATA

Nominal Unit Size (ft.)	Filter	Sound (dB) @90FPM	AIR FLOW (CFM)		
			HIGH	MED	LOW
2' x 4'	HEPA	49	800	720	590
2' x 4'	HEPA (RSR)	49	800	720	590
2' x 4'	ULPA	49	660	640	580
2' x 4'	ULPA (RSR)	49	660	640	580
2' x 3'	HEPA	49	675	630	560
2' x 3'	HEPA (RSR)	49	600	560	540
2' x 2'	HEPA	49	450	440	420
2' x 2'	HEPA (RSR)	49	360	330	300

WHISPERFLOW® FFU ELECTRICAL DATA

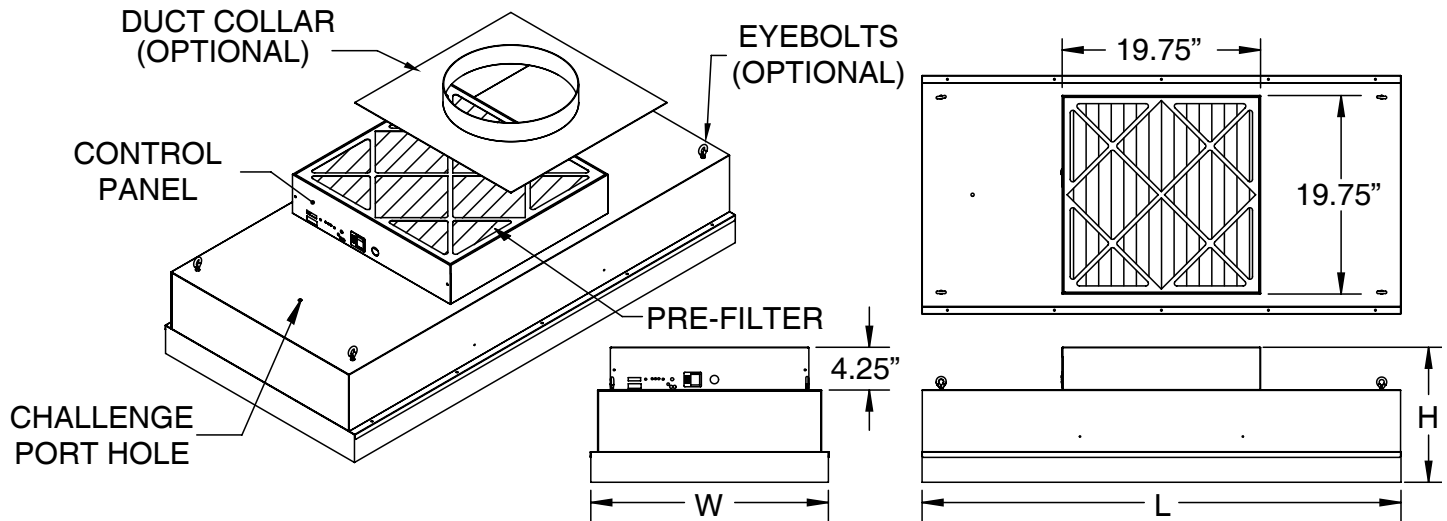
Nominal Unit Size (ft.)	Filter	Motor HP	Voltage	Full Load Amps	Frequency (Hz)	Power Consumption (Watts)		
						HIGH	MED	LOW
2' x 4'	HEPA	1/4	120	3.8	60	420	380	360
2' x 4'	HEPA	1/4	208-230/240	1.6/1.8	60/50	380	310	240
2' x 4'	HEPA (RSR)	1/4	120	3.8	60	420	380	360
2' x 4'	HEPA (RSR)	1/4	208-230/240	1.6/1.8	60/50	380	310	240
2' x 4'	ULPA	1/4	120	3.8	60	440	425	415
2' x 4'	ULPA (RSR)	1/4	120	3.8	60	440	425	415
2' x 3'	HEPA	1/4	120	3.8	60	330	300	285
2' x 3'	HEPA	1/4	208-230/240	1.6/1.8	50/60	300	270	230
2' x 3'	HEPA (RSR)	1/4	120	3.8	60	310	290	250
2' x 3'	HEPA (RSR)	1/4	208-230/240	1.6/1.8	50/60	300	270	230
2' x 2'	HEPA	1/4	120	3.8	60	300	250	230
2' x 2'	HEPA	1/4	208-230/240	1.6/1.8	50/60	230	190	180
2' x 2'	HEPA (RSR)	1/4	120	3.8	60	320	235	200
2' x 2'	HEPA (RSR)	1/4	208-230/240	1.6/1.8	50/60	230	190	180

- Notes: Performance tested in accordance with the (ANSI/AMCA 210-07), (ANSI/ASHRAE 51-07) test standards for Certified Aerodynamic Performance Rating.
- Sound levels were measured with unit installed in a gasketed ceiling, in a standard room. Sound levels in dB were measured at a distance of 12 inches from the filter face, with the unit set to produce 90 fpm average face velocity. (Note that data is for a clean filter only. If fan speed is increased to compensate for filter loading the noise level will increase.)
- The unit set to produce 90 fpm average face velocity.
- All data is based on a unit with a 1" pre-filter and clean filter. Results will vary depending on filter media and ducting used.
- 90 fpm values are based on active filter face area.
- Heat Gain: BTU = Watts x 3.413
- Units tested 2019

Smart® WhisperFlow® Fan Filter Units



Product Data & Submittal Sheet



GENERAL DESCRIPTION

- Electronically commutated (EC) brushless motor with internal microprocessor
- Can be incorporated into Building Management Systems to allow remote monitoring and control.
- MODBUS® networking control card with closed-loop control capability that supports air pressure, air flow, and particle count sensors.
- Motor control panel includes diagnostic indicator lights, manual speed adjustment, test probe jacks, CAT5e ports, control mode switch, and MODBUS® address DIP switch bank
- EC motor offers high performance, low energy consumption & low noise levels (40 dB)
- Internal baffling plate and diffuser panel provides quiet uniform air flow across the filter face
- Forward-curved blower wheel, factory balanced
- 1/4-20 thread holes on corners for guy-wire suspension
- Silicone sealant
- MERV 7 Pre-filter, 30% ASHRAE rated
- Low-profile design is ideal for cleanrooms with limited ceiling space
- Micro-glass filter with fire retardant phosphorus free
- UL 507 Listed with standard UL 900 filters
- Tested to IEST recommended standards
- Room-Side Replaceable (RSR) filter models feature gel-sealed filter to seat against a knife-edge on the fan housing
- RSR models feature easy-open clips for fast filter replacement from the room side without breaching the cleanroom ceiling

BASIC UNIT CONFIGURATION

Unit Size:

- ☐ 2' x 2'
- ☐ 2' x 3'
- ☐ 2' x 4'

Unit Construction:

- ☐ White powder coated steel housing Aluminum filter screen and frame
- ☐ All-304 stainless steel BioSafe® housing, baffle plate, filter face grille, filter frame and impeller

Filter Type:

- ☐ HEPA (99.99% @ 0.3 microns)
- ☐ ULPA (99.9995% @ 0.12 microns)

Filter Replacement Access:

- ☐ Top access
- ☐ Room side replaceable access

Motor Type:

- ☐ 115/230V / 50&60Hz / 1/3HP; 1 Phase; FLA = 4.1/2.8
- ☐ 277V / 50&60Hz / 1/3HP; 1 Phase; FLA 2.4

PRODUCT DIMENSIONS

Nominal Unit Size (ft.)	Active Filter Area (sq. ft.)	W (in)	L (in)	H (in)	Weight (lbs.)
2' x 4'	7.1	23.63"	47.56"	12.60"	71
2' x 4' (RSR)	7.2	23.63"	47.63"	14.66"	71
2' x 3'	5.2	23.63"	35.56"	12.60"	53
2' x 3' (RSR)	5.3	23.63"	35.63"	14.66"	53
2' x 2'	3.4	23.63"	23.56"	12.60"	44
2' x 2' (RSR)	3.5	23.63"	23.63"	14.66"	44

PERFORMANCE DATA

Nominal Unit Size (ft.)	Filter	Max CFM	Watts @ Max CFM	Watts @ 90 FPM	Sound (dB.) @ 90 FPM
2' x 4'	HEPA	900	350	180	40
2' x 4'	HEPA (RSR)	900	350	170	40
2' x 3'	HEPA	780	325	110	40
2' x 3'	HEPA (RSR)	780	325	80	40
2' x 2'	HEPA	475	225	100	40
2' x 2'	HEPA (RSR)	400	130	70	40

- Notes: Performance tested in accordance with the (ANSI/AMCA 210-07), (ANSI/ASHRAE 51-07) test standards for Certified Aerodynamic Performance Rating.
- Sound levels were measured with unit installed in a gasketed ceiling, in a standard room. Sound levels in dB were measured at a distance of 12 inches from the filter face, with the unit set to produce 90 fpm average face velocity. (Note that data is for a clean filter only. If fan speed is increased to compensate for filter loading the noise level will increase.)
- All data is based on a unit with a 1" pre-filter and clean filter. Results will vary depending on filter media and ducting used.
- 90 fpm values are based on active filter face area.
- Heat Gain: BTU = Watts x 3.413

OPTIONAL ACCESSORIES

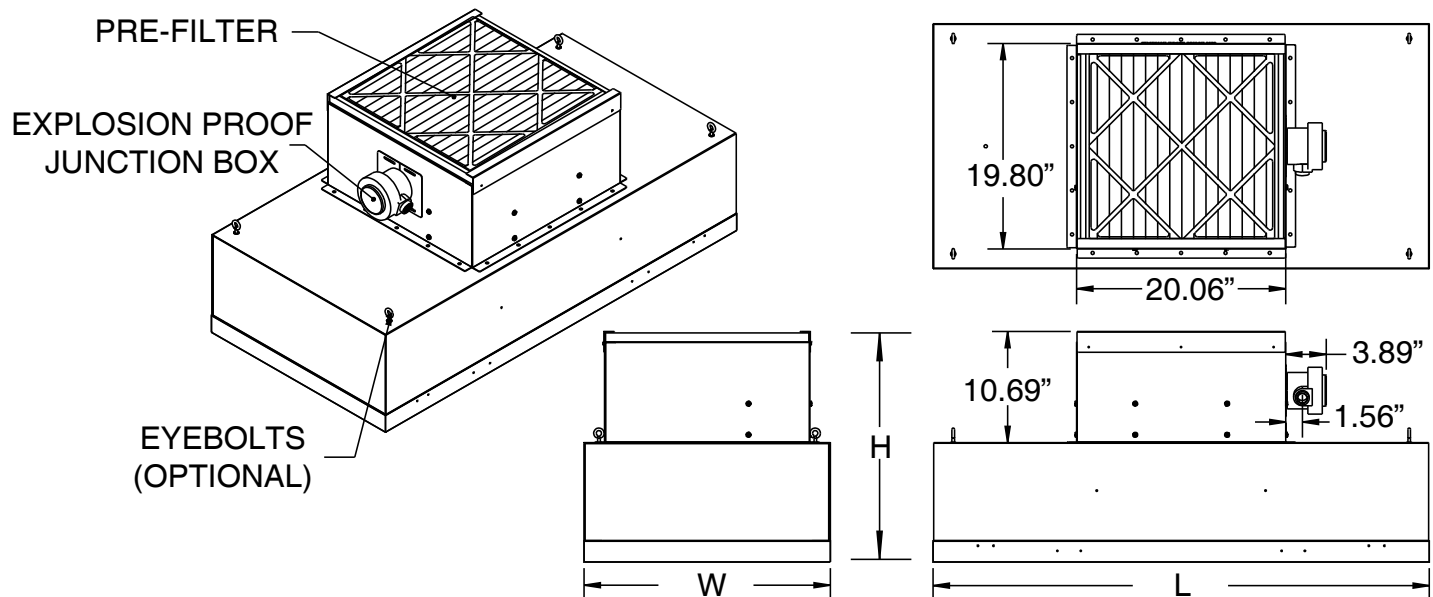
- ☐ Challenge port kit
- ☐ Power plug adapter
- ☐ Eye bolt package
- ☐ Replacement filter
- ☐ 12" ducted inlet connection
- ☐ FDA-approved acrylic urethane sealant
- ☐ Stainless surface mount frame adapter
- ☐ Filter replacement alarm
- ☐ Pre-filter safety cover, for CE conformance
- ☐ Control panel
- ☐ Ionizing bar



Explosion-Proof Fan Filter Units



Product Data & Submittal Sheet



GENERAL DESCRIPTION

- Proper installation of explosion proof equipment is critical to maintaining the explosion-proof protection aspects of the system. All wiring for explosion proof systems should be done in the field per local code by a licensed electrician.
- Explosion-proof motor meets NEC requirement for Class I Group C&D, Class II Group F&G, Division 1 hazardous locations
- Includes FDA-approved silicone sealant (specify acrylic urethane or other required sealant type when FFU is ordered)
- All wiring embedded in filled, rigid conduit in accordance with Class I/II requirements
- 1/4HP, 1140 RPM, direct-drive fan-cooled motor
- A grounding wire connects the body of the FFU to a metal wireframe embedded in the pre-filter.
- Internal baffling plates and diffuser panel provide uniform air speed across the filter face, ensuring laminar airflow
- Sound level is approximately 49 dBA, at average air flow velocity of 90 FPM (0.46 m/s).
- 1/4-20 thread holes on corners for guy-wire suspension
- FDA-approved Acrylic Urethane sealant
- MERV 7 Pre-filter, 20" x 20" x 1" – 30% ASHRAE rated
- Low-profile design is ideal for cleanrooms with limited ceiling space
- Micro-glass filter
- Fire retardant phosphorus free polyurethane sealant
- UL 507 Listed with standard UL 900 filters
- Tested to IEST recommended standards
- Room-Side Replaceable (RSR) filter models feature gel-sealed filter to seat against a knife-edge on the fan housing
- RSR models feature easy-open clips for fast filter replacement from the room side without breaching the cleanroom ceiling

OPTIONAL ACCESSORIES

- ☐ Challenge port kit
- ☐ Eye bolt package
- ☐ Stainless surface mount frame adapter
- ☐ Pre-filter safety cover, for CE conformance
- ☐ Replacement filter
- ☐ 12" ducted inlet connection

PRODUCT DIMENSIONS

Nominal Unit Size (ft.)	Active Filter Area (sq. ft.)	W (in)	L (in)	H (in)	Weight (lbs.)
2' x 4'	7.1	23.63"	47.56"	19.86"	71
2' x 4' (RSR)	7.2	23.63"	47.63"	22.19"	71
2' x 3'	5.2	23.63"	35.56"	19.86"	53
2' x 3' (RSR)	5.3	23.63"	35.63"	22.19"	53
2' x 2'	3.4	23.63"	23.56"	19.86"	44
2' x 2' (RSR)	3.5	23.63"	23.63"	22.19"	44

PERFORMANCE DATA

Nominal Unit Size (ft.)	Filter	Max CFM
2' x 4'	HEPA	645
2' x 4' (RSR)	ULPA	543

BASIC UNIT CONFIGURATION

Unit Size:

- ☐ 2' x 2'
- ☐ 2' x 3'
- ☐ 2' x 4'

Unit Construction:

- ☐ All-304 stainless steel BioSafe® housing, baffle plate, filter face grille, filter frame and impeller

Filter Type:

- ☐ HEPA (99.99% @ 0.3 microns)
- ☐ ULPA (99.9995% @ 0.12 microns)

Filter Replacement Access:

- ☐ Top access
- ☐ Room side replaceable access

Motor Type:

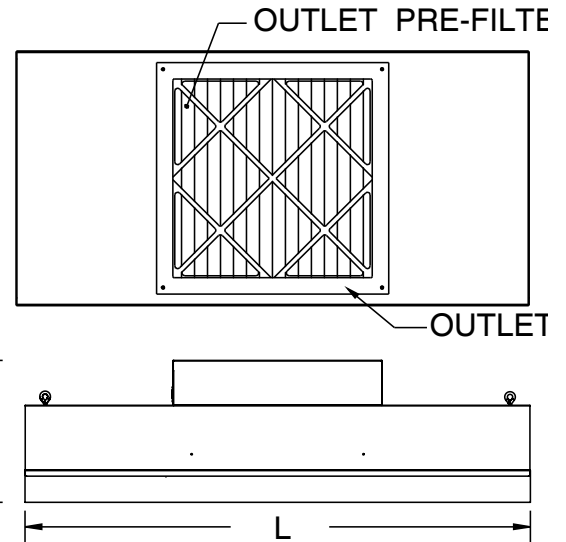
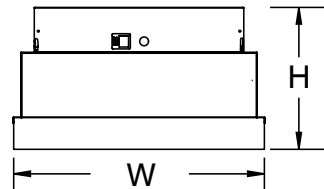
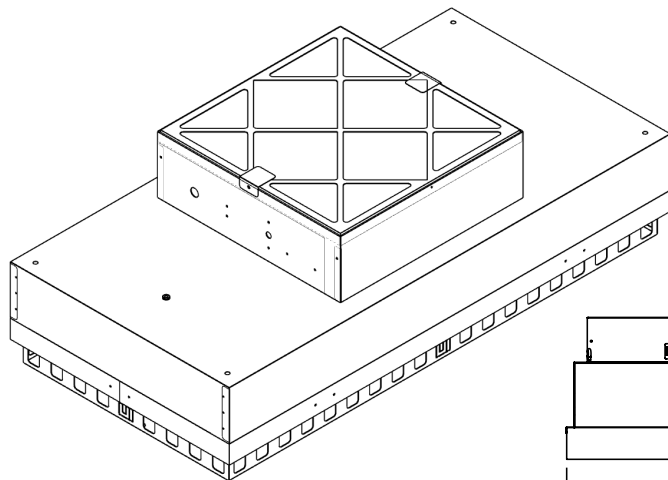
- ☐ 120V/240V / 60Hz / 1 Phase; FLA = 6.8



Reverse Flow WhisperFlow® Fan Filter Units



Product Data & Submittal Sheet



GENERAL DESCRIPTION

- Removes submicron particles for safe air release into cleanroom or laboratory
- Ideal for containing dust generated during maintenance or construction
- Applications: enclosures for cleanroom renovations, equipment repair
- 3-speed switch (low, medium, high)
- 1/4 HP permanent split capacitor motor
- Internal baffling plate and diffuser panel provides quiet uniform air flow across the filter face
- Permanently-lubricated bearings
- Forward-curved blower wheel, factory balanced
- 1/4-20 thread holes on corners for guy-wire suspension
- FDA-approved Acrylic Urethane sealant
- MERV 7 Pre-filter, 20" x 20" x 1" – 30% ASHRAE rated
- Low-profile design is ideal for cleanrooms with limited ceiling space
- Micro-glass filter
- Fire retardant phosphorus free polyurethane sealant
- UL 507 Listed with standard UL 900 filters
- Tested to IEST recommended standards
- Ducted units include a duct collar adapter plenum over exhaust filter face

OPTIONAL ACCESSORIES

- ☐ Challenge port kit
- ☐ Power plug adapter
- ☐ Eye bolt package
- ☐ Stainless surface mount frame adapter
- ☐ Filter replacement alarm
- ☐ Control panel
- ☐ Ionizing bar
- ☐ Replacement filter
- ☐ Control panel with night mode switch and power distribution modules

PRODUCT DIMENSIONS

Nominal Unit Size (ft.)	W (in)	L (in)	H (in)	Weight (lbs.)
2' x 4'	23.63"	47.56"	12.60"	71
2' x 3'	23.63"	35.56"	12.60"	53
2' x 2'	23.63"	23.56"	12.60"	44

BASIC UNIT CONFIGURATION

Unit Size:

- ☐ 2' x 2'
- ☐ 2' x 3'
- ☐ 2' x 4'

Unit Construction:

- ☐ White powder coated steel housing Aluminum filter screen and frame

Filter Type:

- ☐ HEPA (99.99% @ 0.3 microns)

Filter Replacement Access:

- ☐ Top access
- ☐ Room-Side Replacable (RSR)

Motor Type:

- ☐ 120/240V / 50&60Hz / 1 Phase; FLA = 4.1/2.8

Ducted or Ductless:

- ☐ Ductless



Reverse Flow WhisperFlow® Fan Filter Units



Product Data & Submittal Sheet

REVERSE FLOW WHISPERFLOW® PERFORMANCE DATA

Nominal Unit Size (ft.)	Filter	Sound (dB) @90FPM	AIR FLOW (CFM) @Max. Speed
2' x 4'	HEPA (RSR)	60	353
2' x 2'	HEPA (RSR)	60	387

REVERSE FLOW WHISPERFLOW® FFU ELECTRICAL DATA

Nominal Unit Size (ft.)	Filter	Motor HP	Voltage	Full Load Amps	Frequency (Hz)	Power Consumption (Watts)		
						HIGH	MED	LOW
2' x 4'	HEPA	1/4	120	3.8	50/60	420	380	360
2' x 4'	HEPA	1/4	230	1.8	50/60	380	310	240
2' x 3'	HEPA	1/4	120	3.8	60	330	300	285
2' x 3'	HEPA	1/4	230	1.8	50/60	300	270	230
2' x 2'	HEPA	1/4	120	3.8	60	300	250	230
2' x 2'	HEPA	1/4	230/240	1.8	50/60	230	190	180

- Notes: Performance tested in accordance with the (ANSI/AMCA 210-07), (ANSI/ASHRAE 51-07) test standards for Certified Aerodynamic Performance Rating.
- Sound levels were measured with unit installed in a gasketed ceiling, in a standard room. Sound levels in dB were measured at a distance of 12 inches from the filter face, with the unit set to produce 90 fpm average face velocity. (Note that data is for a clean filter only. If fan speed is increased to compensate for filter loading the noise level will increase.)
- The unit set to produce 90 fpm average face velocity.
- All data is based on a unit with a 1" pre-filter and clean filter. Results will vary depending on filter media and ducting used.
- 90 fpm values are based on active filter face area.
- Heat Gain: BTU = Watts x 3.413
- Units tested 2019

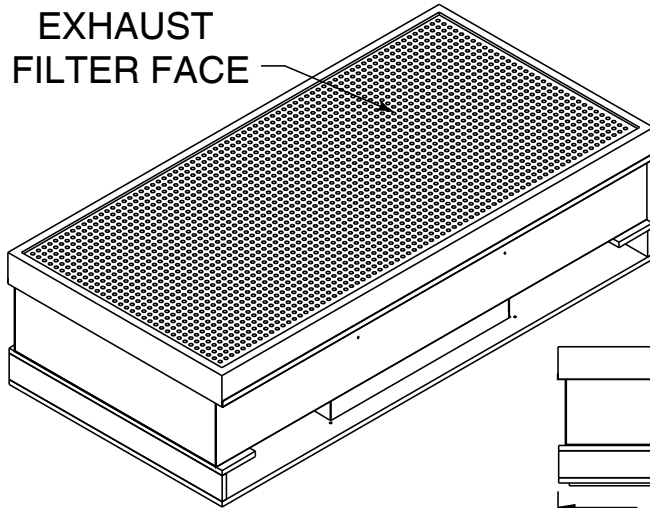


Smart® Reverse Flow WhisperFlow® Fan Filter Units

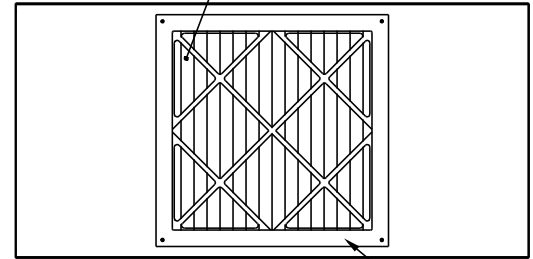


Product Data & Submittal Sheet

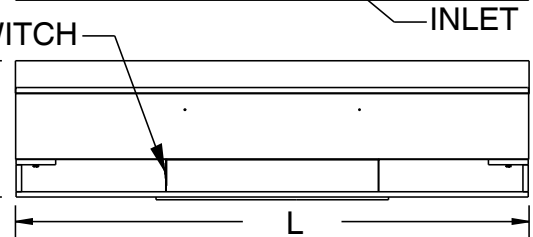
EXHAUST
FILTER FACE



INLET PRE-FILTER



3-SPEED SWITCH



GENERAL DESCRIPTION

- Removes submicron particles generated inside a cleanroom or equipment enclosure to allow safe air release into cleanroom or laboratory
- Electrically commutated, high-efficiency EC motor meets low-energy power requirements
- Ideal for containing dust generated during maintenance or construction inside a classified space
- Applications: enclosures for cleanroom renovations, equipment repair
- Electronically commutated (EC) brushless motor with internal microprocessor
- Can be incorporated into Building Management Systems to allow remote monitoring and control.
- MODBUS® networking control card with closed-loop control capability that supports air pressure, air flow, and particle count sensors.
- Motor control panel includes diagnostic indicator lights, manual speed adjustment, test probe jacks, CAT5e ports, control mode switch, and MODBUS® address DIP switch bank
- EC motor offers high performance, low energy consumption & low noise levels (40 dB)
- Internal baffling plate and diffuser panel provides quiet uniform air flow across the filter face
- Forward-curved blower wheel, factory balanced
- 1/4-20 thread holes on corners for guy-wire suspension
- FDA-approved Acrylic Urethane sealant
- MERV 7 Pre-filter, 30% ASHRAE rated
- Low-profile design is ideal for cleanrooms with limited ceiling space
- Micro-glass filter with fire retardant phosphorus free
- UL 507 Listed with standard UL 900 filters
- Tested to IEST recommended standards
- Ducted units include a duct collar adapter plenum over exhaust filter face

BASIC UNIT CONFIGURATION

Unit Size:

- ☐ 2' x 2'
☐ 2' x 3'
☐ 2' x 4'

Unit Construction:

- ☐ White powder coated steel housing Aluminum filter screen and frame
☐ All-304 stainless steel BioSafe® housing, baffle plate, filter face grille, filter frame and impeller

Filter Type:

- ☐ HEPA (99.99% @ 0.3 microns)
☐ ULPA (99.9995% @ 0.12 microns)

Filter Replacement Access:

- ☐ Top access

Motor Type:

- ☐ 120V / 60Hz / 1 Phase; FLA = 3.8 ☐ 220V / 50/60Hz / 1 Phase; FLA = 1.8

Ducted or Ductless:

- ☐ Ducted ☐ Ductless

PRODUCT DIMENSIONS

Nominal Unit Size (ft.)	W (in)	L (in)	H (in)	Weight (lbs.)
2' x 4'	23.63"	47.56"	12.60"	71
2' x 3'	23.63"	35.56"	12.60"	53
2' x 2'	23.63"	23.56"	12.60"	44
2' x 4' (Ducted)	23.63"	47.56"	18.85"	91
2' x 3' (Ducted)	23.63"	35.56"	18.85"	70
2' x 2' (Ducted)	23.63"	23.56"	18.85"	50

PERFORMANCE DATA

Nominal Unit Size (ft.)	Filter	Max CFM	Watts @ Max CFM	Watts @ 90 FPM	Sound (dB) @ 90 FPM
2' x 4'	HEPA	900	350	180	40
2' x 3'	HEPA	780	325	110	40
2' x 2'	HEPA	475	225	100	40

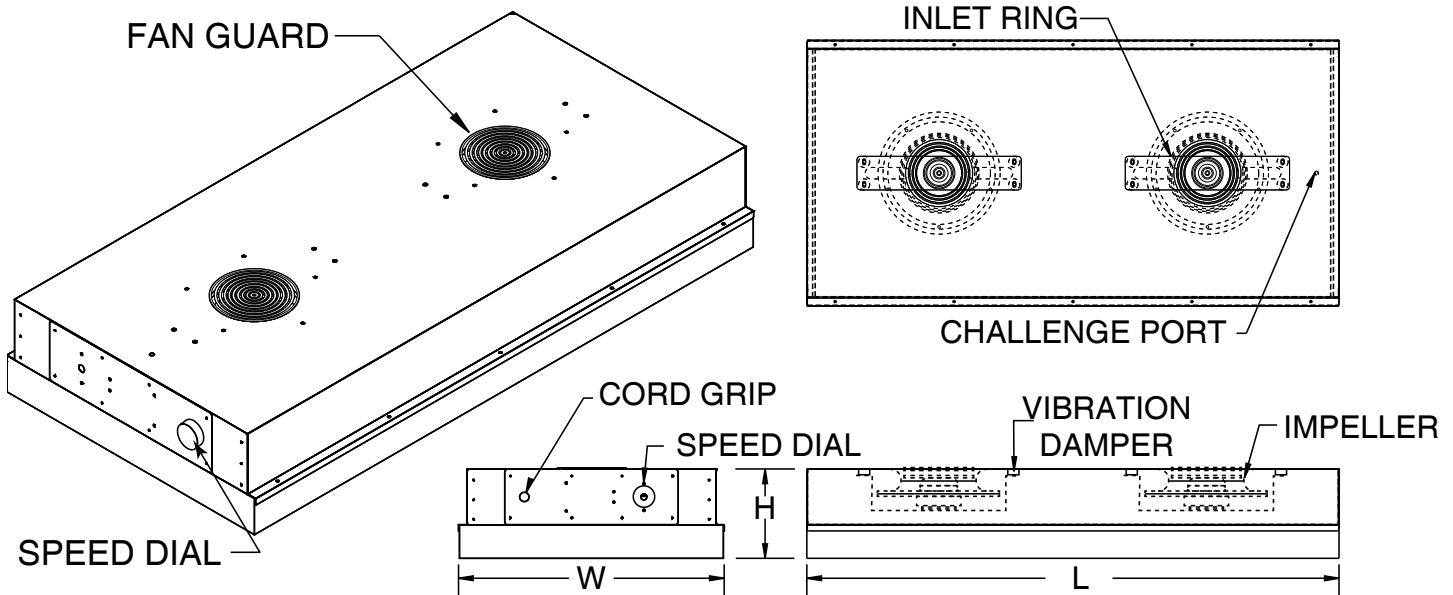
- Notes: Performance tested in accordance with the (ANSI/AMCA 210-07), (ANSI/ASHRAE 51-07) test standards for Certified Aerodynamic Performance Rating.
- Sound levels were measured with unit installed in a gasketed ceiling, in a standard room. Sound levels in dB were measured at a distance of 12 inches from the filter face, with the unit set to produce 90 fpm average face velocity. (Note that data is for a clean filter only. If fan speed is increased to compensate for filter loading the noise level will increase.)
- All data is based on a unit with a 1" pre-filter and clean filter. Results will vary depending on filter media and ducting used.
- 90 fpm values are based on active filter face area.
- Heat Gain: BTU = Watts x 3.413

OPTIONAL ACCESSORIES

- ☐ Challenge port kit ☐ Stainless surface mount frame adapter
☐ Power plug adapter ☐ Filter replacement alarm
☐ Eye bolt package ☐ Control panel
☐ Replacement filter ☐ Ionizing bar



Low Profile Fan Filter Units



GENERAL DESCRIPTION

- Low-Profile 8"H fan filter units are ideal for cleanrooms with restricted height access
- High efficiency Particular Air (HEPA) Filter: 99.99% efficient at 0.3µm particle diameter
- Variable speed control dial for precise air flow control
- FDA-approved silicone sealant prevents air leakage without harmful outgassing chemicals
- Electronically commutated (EC) brushless motor with internal microprocessor
- Backward-curved fan for optimized efficiency
- Plastic impeller fitted with self-resetting thermal overload protection to prevent damage caused by short circuit of capacitor, locked rotor, or over voltage

BASIC UNIT CONFIGURATION

Unit Size:

- ☐ 2' x 2'
- ☐ 2' x 3'
- ☐ 2' x 4'

Unit Construction:

- ☐ White powder coated steel housing Aluminum filter screen and frame
- ☐ All-304 stainless steel BioSafe® housing, filter face grille, and filter frame

Filter Type:

- ☐ HEPA (99.99% @ 0.3 microns)
- ☐ ULPA (99.9995% @ 0.12 microns)

Filter Replacement Access:

- ☐ Top access

Motor Type:

- ☐ 120/240V / 50&60Hz / 1 Phase; FLA = 1.0/0.5 (2x4 with two impellers = 2.0/1.0)

OPTIONAL ACCESSORIES

- ☐ Challenge port kit
- ☐ Power plug adapter
- ☐ Eye bolt package
- ☐ Replacement filter
- ☐ Stainless surface mount frame adapter
- ☐ Filter replacement alarm
- ☐ Control panel
- ☐ Ionizing bar

PRODUCT DIMENSIONS

Nominal Unit Size (ft.)	W (in)	L (in)	H (in)	Weight (lbs.)
2' x 4'	23.63"	47.56"	8.00"	60
2' x 3'	23.63"	35.56"	8.00"	50
2' x 2'	23.63"	23.56"	8.00"	40

PERFORMANCE DATA

Nominal Unit Size (ft.)	Speed	Max CFM	Watts	Air Velocity (ft/min)	Sound (dB)
2' x 4'	High	809	300	121	83
2' x 4'	Medium	562	265	77	75
2' x 4'	Low	280	170	43	64
2' x 3'	High	383	121	78	74
2' x 3'	Medium	318	98	63	68
2' x 3'	Low	243	74	45	61
2' x 2'	High	382	121	134	74
2' x 2'	Medium	293	98	98	68
2' x 2'	Low	210	74	70	61

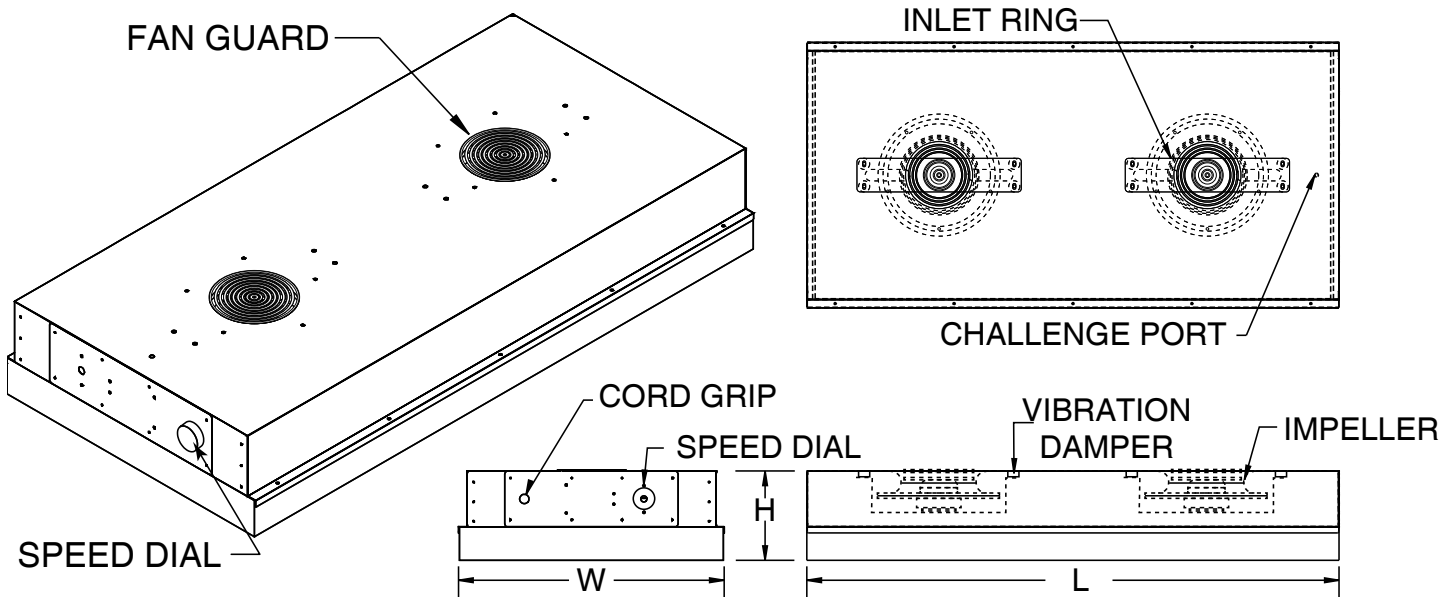
- Notes: Performance tested in accordance with the (ANSI/AMCA 210-07), (ANSI/ASHRAE 51-07) test standards for Certified Aerodynamic Performance Rating.
- Sound levels were measured with unit installed in a gasketed ceiling, in a standard room. Sound levels in dB were measured at a distance of 12 inches from the filter face, with the unit set to produce 90 fpm average face velocity. (Note that data is for a clean filter only. If fan speed is increased to compensate for filter loading the noise level will increase.)
- All data is based on a unit with a clean filter. Results will vary depending on filter media and ducting used.
- 90 fpm values are based on active filter face area.
- Heat Gain: BTU = Watts x 3.413



Low Profile Fan Filter Units



Product Data & Submittal Sheet



GENERAL DESCRIPTION

- Low-Profile 8"H fan filter units are ideal for cleanrooms with restricted height access
- High efficiency Particulate Air (HEPA) Filter: 99.99% efficient at 0.3µm particle diameter
- Variable speed control dial for precise air flow control
- FDA-approved silicone sealant prevents air leakage without harmful outgassing chemicals
- Electronically commutated (EC) brushless motor with internal microprocessor
- Backward-curved fan for optimized efficiency
- Plastic impeller fitted with self-resetting thermal overload protection to prevent damage caused by short circuit of capacitor, locked rotor, or over voltage
- **UL 507 Listed with standard UL 900 filters**

BASIC UNIT CONFIGURATION

Unit Size:

- ☐ 2' x 2'
- ☐ 2' x 3'
- ☐ 2' x 4'

Unit Construction:

- ☐ White powder coated steel housing Aluminum filter screen and frame
- ☐ All-304 stainless steel BioSafe® housing, filter face grille, and filter frame

Filter Type:

- ☐ HEPA (99.99% @ 0.3 microns)
- ☐ ULPA (99.9995% @ 0.12 microns)

Filter Replacement Access:

- ☐ Top access

Motor Type:

- ☐ 120/240V / 50&60Hz / 1 Phase; FLA = 1.0/0.5 (2x4 with two impellers = 2.0/1.0)

OPTIONAL ACCESSORIES

- ☐ Challenge port kit
- ☐ Power plug adapter
- ☐ Eye bolt package
- ☐ Replacement filter
- ☐ Stainless surface mount frame adapter
- ☐ Filter replacement alarm
- ☐ Control panel
- ☐ Ionizing bar

PRODUCT DIMENSIONS

Nominal Unit Size (ft.)	W (in)	L (in)	H (in)	Weight (lbs.)
2' x 4'	23.63"	47.56"	8.00"	60
2' x 3'	23.63"	35.56"	8.00"	50
2' x 2'	23.63"	23.56"	8.00"	40

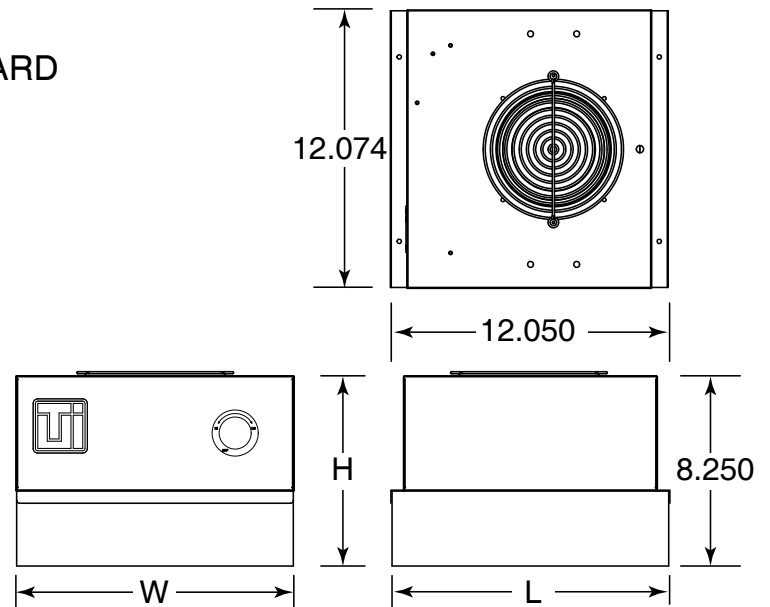
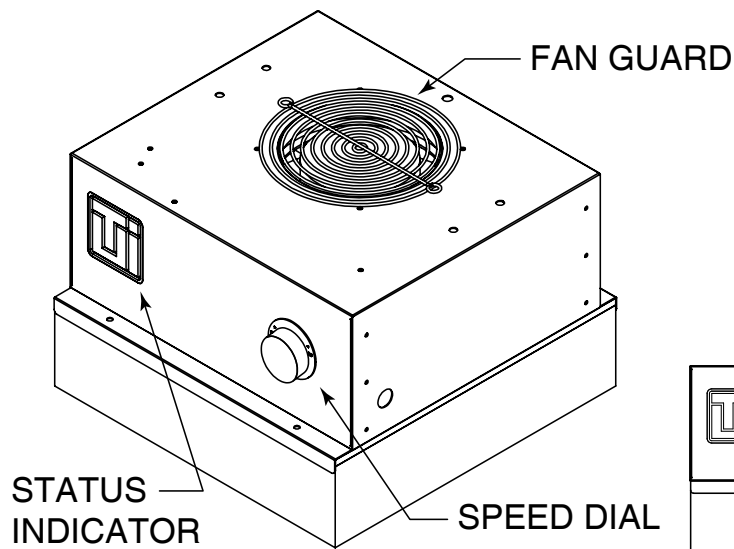
PERFORMANCE DATA

Nominal Unit Size (ft.)	Speed	Max CFM	Watts	Air Velocity (ft/min)	Sound (dB)
2' x 4'	High	809	300	121	83
2' x 4'	Medium	562	265	77	75
2' x 4'	Low	280	170	43	64
2' x 3'	High	383	121	78	74
2' x 3'	Medium	318	98	63	68
2' x 3'	Low	243	74	45	61
2' x 2'	High	382	121	134	74
2' x 2'	Medium	293	98	98	68
2' x 2'	Low	210	74	70	61

- Notes: Performance tested in accordance with the (ANSI/AMCA 210-07), (ANSI/ASHRAE 51-07) test standards for Certified Aerodynamic Performance Rating.
- Sound levels were measured with unit installed in a gasketed ceiling, in a standard room. Sound levels in dB were measured at a distance of 12 inches from the filter face, with the unit set to produce 90 fpm average face velocity. (Note that data is for a clean filter only. If fan speed is increased to compensate for filter loading the noise level will increase.)
- All data is based on a unit with a clean filter. Results will vary depending on filter media and ducting used.
- 90 fpm values are based on active filter face area.
- Heat Gain: BTU = Watts x 3.413



Low Profile Mini Fan Filter Units



GENERAL DESCRIPTION

- Low-Profile 8"H fan filter units are ideal for cleanrooms with restricted height access
- High efficiency Particular Air (HEPA) Filter: 99.99% efficient at 0.3µm particle diameter
- Variable speed control dial for precise air flow control
- FDA-approved silicone sealant prevents air leakage without harmful outgassing chemicals
- Backward-curved fan for optimized efficiency
- Metallic Impeller fitted with self-resetting thermal overload protection to prevent damage caused by short circuit of capacitor, locked rotor, or over voltage
- UL 507 Listed with standard UL 900 Filters

BASIC UNIT CONFIGURATION

Unit Size:

- ☐ 1' x 1'

Unit Construction:

- ☐ All-304 stainless steel BioSafe® housing, Aluminum filter frame, and white powder-coated filter face grille

Filter Type:

- ☐ HEPA (99.99% @ 0.3 microns)

Filter Replacement Access:

- ☐ Top access

Motor Type:

- ☐ 120/240V / 50&60Hz / 1 Phase FLA = 0.6/0.3

OPTIONAL ACCESSORIES

- ☐ Challenge port kit
- ☐ Power plug adapter
- ☐ Replacement filter
- ☐ Filter replacement alarm
- ☐ Ionizing bar
- ☐ Night Service Switch
- ☐ Cable Extension

PRODUCT DIMENSIONS

Nominal Unit Size (ft.)	W (in)	L (in)	H (in)	Weight (lbs.)
1' x 1'	12.074"	12.050"	8.250"	60

PERFORMANCE DATA

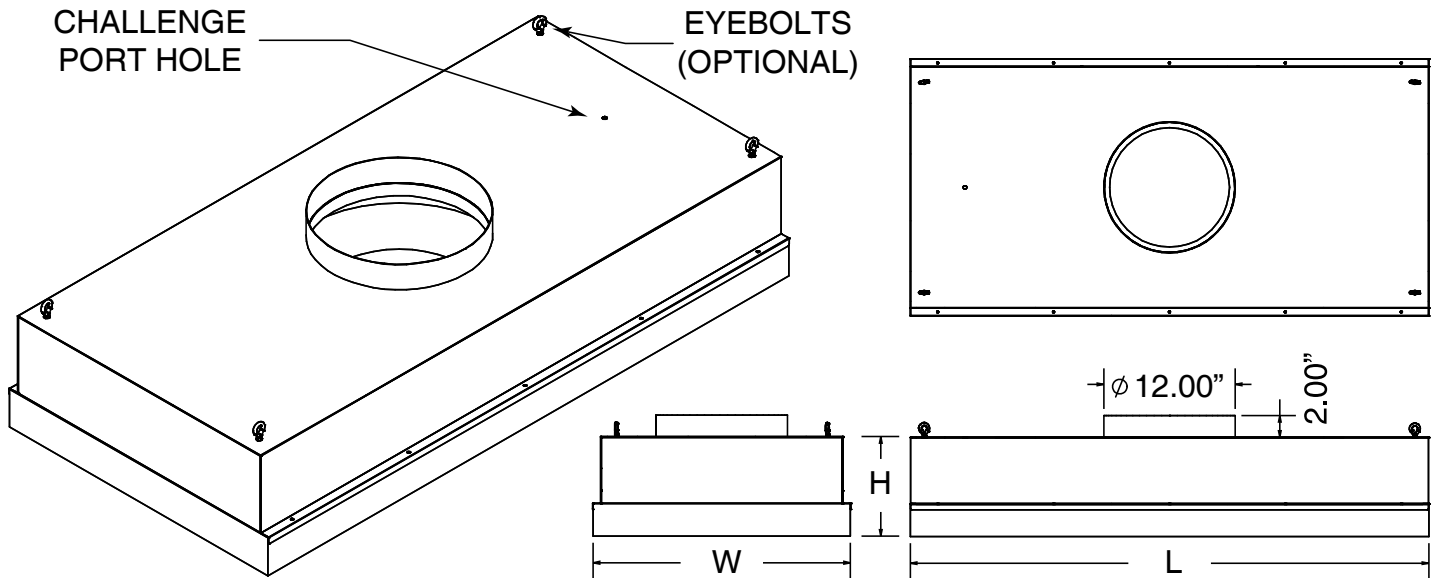
Speed	Max CFM	Watts	Air Velocity (ft/min)	Sound (dB)
High	100	85	133	65
Medium	74	69	99	59
Low	29	45	38	51

- Notes: Performance tested in accordance with the (ANSI/AMCA 210-07), (ANSI/ASHRAE 51-07) test standards for Certified Aerodynamic Performance Rating.
- Sound levels were measured with unit installed in a gasketed ceiling, in a standard room. Sound levels in dB were measured at a distance of 12 inches from the filter face, with the unit set to produce 90 fpm average face velocity. (Note that data is for a clean filter only. If fan speed is increased to compensate for filter loading the noise level will increase.)
- All data is based on a unit with a clean filter. Results will vary depending on filter media and ducting used.
- 90 fpm values are based on active filter face area.
- Heat Gain: BTU = Watts x 3.413

Filtered Laminar Flow Diffuser Modules



Product Data & Submittal Sheet



GENERAL DESCRIPTION

- Includes 12"-diameter x 2"H collar for connection to air supply; airflow performance depends on flow of supplied air handler
- Internal baffling plate and diffuser panel provides quiet uniform air flow across the filter face
- 1/4"-20 thread holes on corners for guy-wire suspension
- FDA-approved Acrylic Urethane sealant
- Low-profile design is ideal for cleanrooms with limited ceiling space
- Micro-glass filter
- Fire retardant phosphorus free polyurethane sealant
- Configured with standard UL 900 Filters
- Room-Side Replaceable (RSR) filter models feature gel-sealed filter to seat against a knife-edge on the fan housing
- RSR models feature easy-open clips for fast filter replacement from the room side without breaching the cleanroom ceiling

OPTIONAL ACCESSORIES

- ☐ Challenge port kit
- ☐ Eye bolt package
- ☐ Stainless surface mount frame adapter
- ☐ Replacement filter

PRODUCT DIMENSIONS

Nominal Unit Size (ft.)	Active Filter Area (sq. ft.)	W (in)	L (in)	H (in)	Weight (lbs.)
2' x 4'	7.1	23.63"	47.56"	9.17"	65
2' x 4' (RSR)	7.2	23.63"	47.63"	11.5"	68
2' x 3'	5.2	23.63"	35.56"	9.17"	47
2' x 3' (RSR)	5.3	23.63"	35.63"	11.5"	50
2' x 2'	3.4	23.63"	23.56"	9.17"	38
2' x 2' (RSR)	3.5	23.63"	23.63"	11.5"	41

BASIC UNIT CONFIGURATION

Unit Size:

- ☐ 2' x 2'
- ☐ 2' x 3'
- ☐ 2' x 4'

Unit Construction:

- ☐ White powder coated steel housing Aluminum filter screen and frame

Filter Type:

- ☐ HEPA (99.99% @ 0.3 microns)
- ☐ ULPA (99.9995% @ 0.12 microns)

Filter Replacement Access:

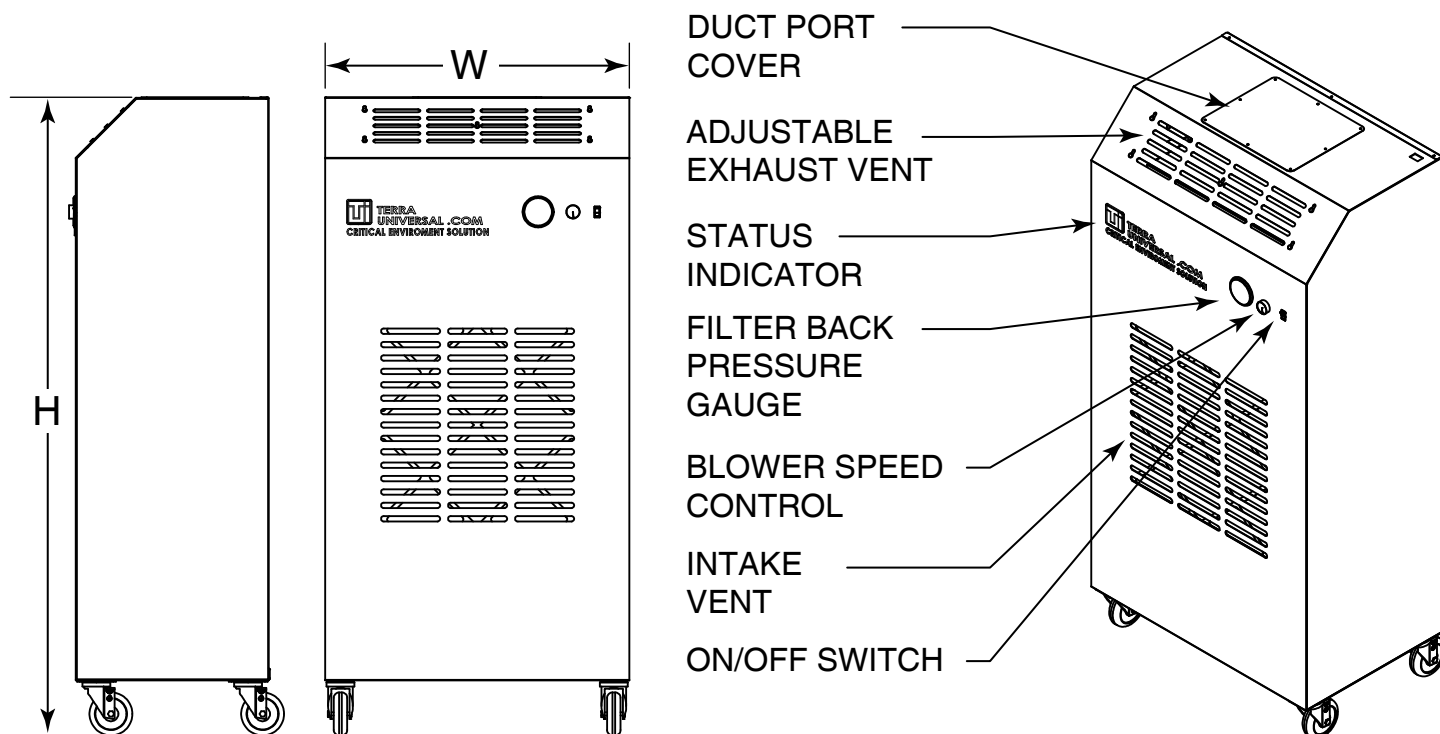
- ☐ Top access
- ☐ Room side replaceable access



WhisperFlow® Portable HEPA Filtration System



Product Data & Submittal Sheet



GENERAL DESCRIPTION

The WhisperFlow® portable HEPA filtration system is a mobile, self-contained, hospital air purifier designed to easily convert any room to a negative pressure isolation room to meet OSHA and CDC TB guidelines.

Air filtration systems are crucial in the fight against illnesses such as SARS-CoV-2 virus (COVID-19). HEPA filters reduce the number of microscopic droplets and particles in the air that can carry pathogens, to improve cleanliness and safety of air in places it's needed most.

For negative pressure, simply connect flexible ducting to the top exhaust port to direct exhaust airflow to a ventilation system. Ducting the outlet to a ventilation system creates a negative pressure environment isolation room, suitable for use with patients known or suspected of having infectious diseases.

For recirculation, room air and airborne contaminants are drawn through intake grille at the bottom, and purified air is discharged from the exhaust grille at the top to generate a sweeping, low-to-high air circulation pattern to optimize clean breathing zone for patient and staff.

The filtration system's powerful blower can deliver 800 CFM to provide a large number of room air changes per hour to minimize the spread of airborne diseases to patients and health care workers.

PRODUCT DIMENSIONS

Active Filter Area (sq. ft.)	W (in)	L (in)	H (in)
7.1	28.5"	18"	59.5

PERFORMANCE DATA

Max CFM	Watts @ Max CFM	Watts @ 630 CFM	Sound (dB.) @ 630 CFM
800	350	180	43

FEATURES & BENEFITS

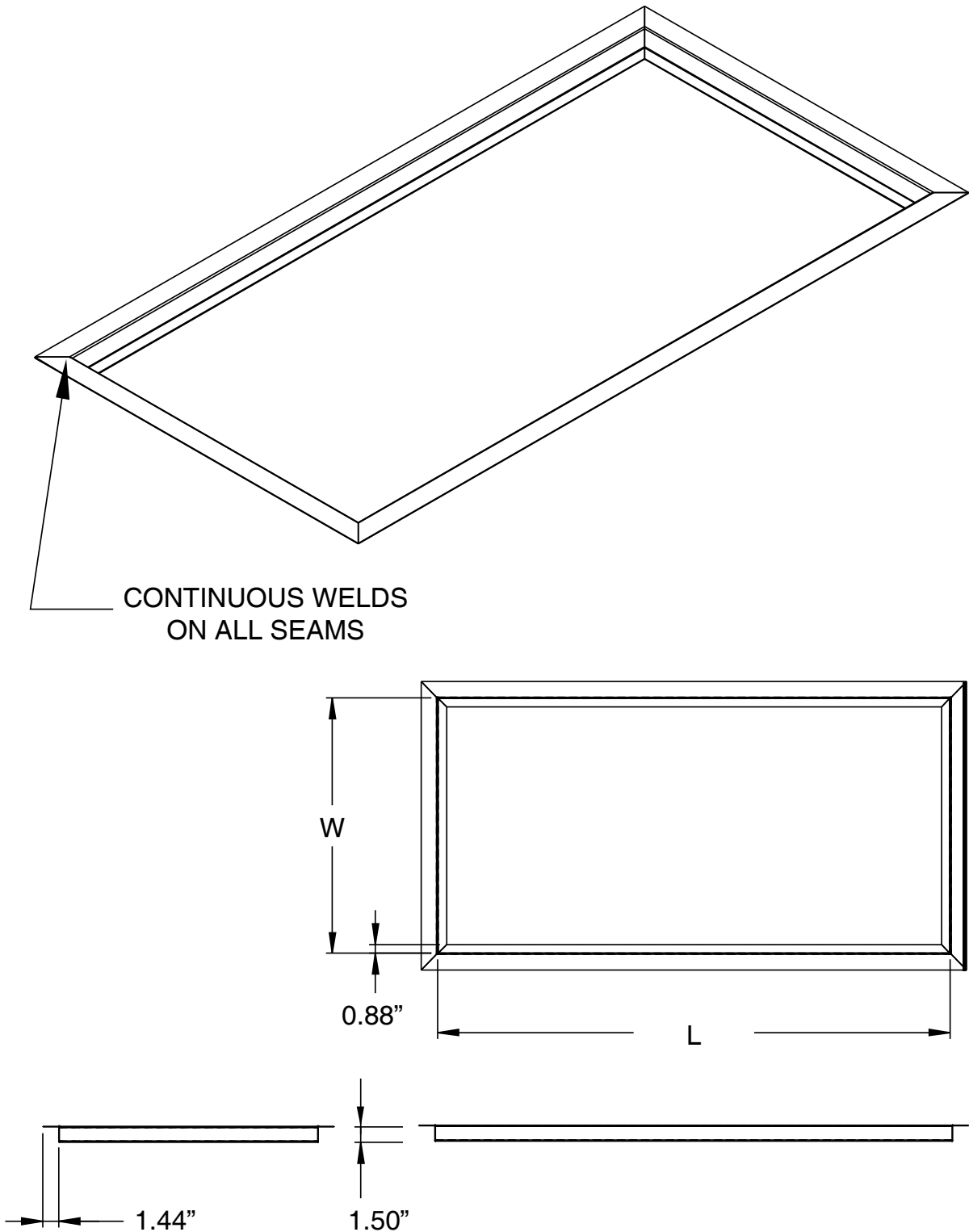
- Quiet, low vibration HEPA filter system; only 43 dBA measured 30 in. from unit
- Optional Internal UV-C lamp sterilizes inside filter face to help protect against bacteria, viruses, and mold
- Mobile, self-contained, hospital air purifier with small footprint easily rolls between rooms
- A filter back pressure gauge helps indicate when filter replacement is necessary
- A variable fan speed control dial simplifies air balancing

SPECIFICATIONS

- High Efficiency Particulate Air (HEPA) filter: 99.99% efficient at 0.3µm particle diameter
- 1/3 HP electronically commutative motor
- Electrical: 120V, 60Hz, 1 Phase, 3.8 FLA
- Permanently-lubricated bearings for long service life
- Forward-curved blower wheel, factory balanced
- FDA-approved Acrylic Urethane sealant
- MERV 7 Pre-filter, 20" x 20" x 1" – 30% ASHRAE rated
- Low-profile design is ideal for cleanrooms with limited ceiling space
- Micro-glass filter
- Fire retardant phosphorus free polyurethane sealant
- UL 507 Listed with standard UL 900 filters
- Tested to IEST recommended standards



Stainless Surface Mount Frame Adapters



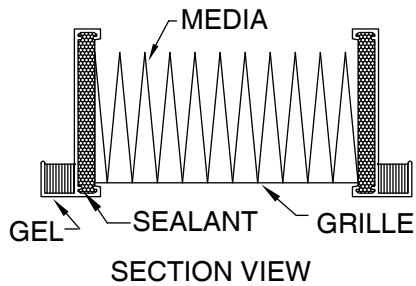
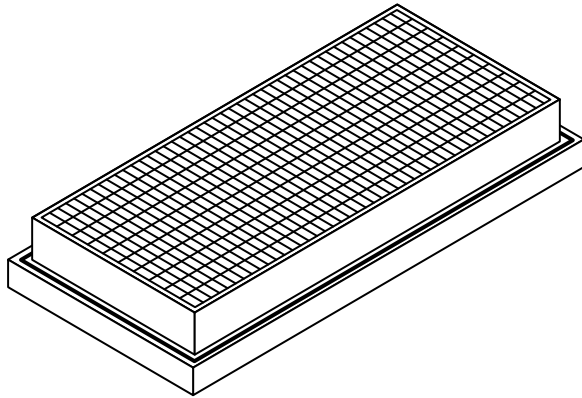
PRODUCT DIMENSIONS			
Nominal Unit Size (ft.)	W (in)	L (in)	H (in)
2' x 4'	24.00"	51.12"	1.5"
2' x 3'	24.00"	39.12"	1.5"
2' x 2'	24.00"	27.12"	1.5"



Replacement Filters



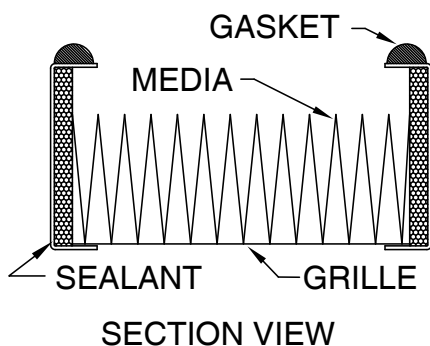
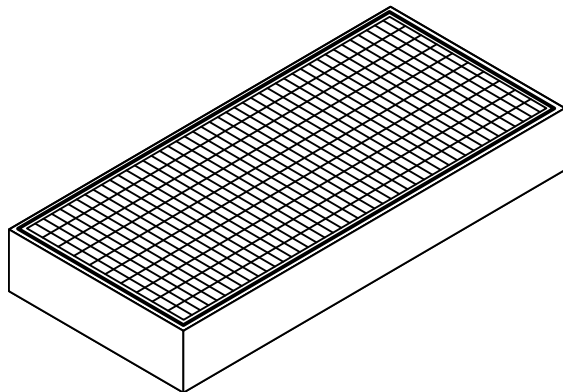
ROOM-SIDE REPLACEABLE FILTERS



Room-side Replaceable Filters

Nominal Unit Size (ft.)	Filter	Frame Material	Part Number
2' x 4' (RSR)	HEPA	Stainless	6601-25-RS
2' x 3' (RSR)	HEPA	Stainless	6601-26-RS
2' x 2' (RSR)	HEPA	Stainless	6601-27-RS
2' x 4' (RSR)	ULPA	Stainless	6601-28-RS
2' x 3' (RSR)	ULPA	Stainless	6601-29-RS
2' x 2' (RSR)	ULPA	Stainless	6601-30-RS
2' x 4' (RSR)	HEPA	Aluminum	6601-25-R
2' x 3' (RSR)	HEPA	Aluminum	6601-26-R
2' x 2' (RSR)	HEPA	Aluminum	6601-27-R
2' x 4' (RSR)	ULPA	Aluminum	6601-28-R
2' x 3' (RSR)	ULPA	Aluminum	6601-29-R
2' x 2' (RSR)	ULPA	Aluminum	6601-30-R

TOP SIDE REPLACEABLE FILTERS

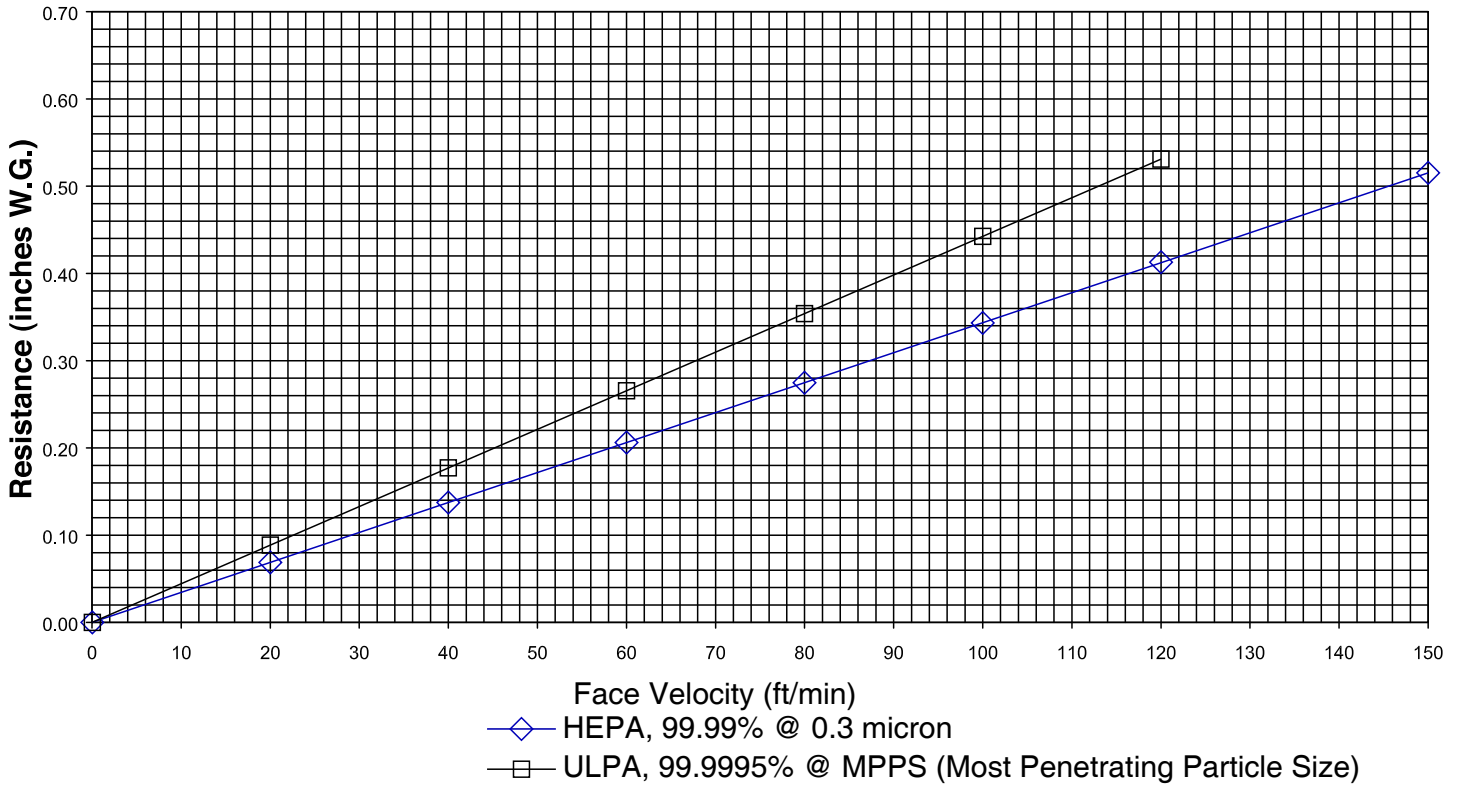


Top Side Replaceable Filters

Nominal Unit Size (ft.)	Filter	Frame Material	Part Number
2' x 4' (Top Side Replaceable)	HEPA	Stainless	6601-25-S
2' x 3' (Top Side Replaceable)	HEPA	Stainless	6601-26-S
2' x 2' (Top Side Replaceable)	HEPA	Stainless	6601-27-S
2' x 4' (Top Side Replaceable)	ULPA	Stainless	6601-28-S
2' x 3' (Top Side Replaceable)	ULPA	Stainless	6601-29-S
2' x 2' (Top Side Replaceable)	ULPA	Stainless	6601-30-S
2' x 4' (Top Side Replaceable)	HEPA	Aluminum	6601-25
2' x 3' (Top Side Replaceable)	HEPA	Aluminum	6601-26
2' x 2' (Top Side Replaceable)	HEPA	Aluminum	6601-27
2' x 4' (Top Side Replaceable)	ULPA	Aluminum	6601-28
2' x 3' (Top Side Replaceable)	ULPA	Aluminum	6601-29
2' x 2' (Top Side Replaceable)	ULPA	Aluminum	6601-30



Pressure Drop vs. Face Velocity For Room Side Replaceable Filters



Pressure Drop vs. Face Velocity For Standard Filters

